



















Boyton Art Overview – Acorns/ Birch

| | | Autumn 1 Civilisation and Democracy | Autumn 2 Culture | Spring 1 All Around the World | Spring 2 Exploration and Discoveries | Summer 1 Natural Wonder | Summer 2 Community |
|--------|-----------------|--|---------------------|--|---|--|-----------------------|
| EYFS | | What and who's around me? | What's that sound? | How do things change? | How do we get there? | How does it grow? | What's over there? |
| | | -Use a range of small tools, including scissors, paint brushes and cutlery -Safely use and explore a variety of materials, tools and techniques, experimenting with colour, design, texture, form, and function -Share their creations, explaining the process they have used -Be confident to try new activities and show independence, resilience and perseverance in the face of challenge | | -Use a range of small tools, including scissors, paint brushes and cutlery -Safely use and explore a variety of materials, tools and techniques, experimenting with colour, design, texture, form, and function -Share their creations, explaining the process they have used -Be confident to try new activities and show independence, resilience and perseverance in the face of challenge | | -Be confident to try new activities and show independence, resilience and perseverance in the face of challenge; -Work and play cooperatively and take turns with others; -Use a range of small tools, including scissors, paint brushes and cutlery; -Safely use and explore a variety of materials, tools and techniques, experimenting with colour, design, texture, form, and function; -Share their creations, explaining the process they have used; | |
| Year A | Area of focus | Drawing and sketchbooks | | Paint, Surface, Texture | | Working in three dimensions | |
| | Unit | Explore and Draw  | | Exploring Watercolour  | | Making birds  | |
| | | Introducing the idea that artists can be collectors & explorers as they develop drawing and composition skills. | | Exploring watercolour and discovering we can use accidental marks to help us make art | | Sculptural project beginning with making drawings from observation, exploring media, and transforming the drawings from 2D to 3D to make a bird | |
| | Artists studied | Rosie James, Alice Fox | | Paul Klee, Emma Burleigh | | Andrea Butler, Cailind rc Brown and Wayne Garrett, Dev Harlan | |
| Year B | Area of focus | Paint, Surface, Texture | | Paint, Colour, Collage | | Collaboration and community | |
| | Unit | Expressive Painting  | | Simple Print-making  | | Inspired by Fauna and Flora  | |

| | | | | | | | |
|--|------------------------|--|--|--|--|---|--|
| | | Explore how painters sometimes use paint in an expressive and gestural way. Explore colour mixing and experimental mark making to create abstract still lifes. | | Explore simple ways to make a print. Use line, shape, colour and texture to explore pattern, sequencing and symmetry | | Explore how artists make art inspired by flora and fauna. Make collages of MiniBeasts and display as a shared artwork | |
| | <i>Artists studied</i> | <i>Marela Zacarias, Charlie French, Vincent Van Gogh, Cezanne</i> | | <i>Delita Martin, Karen Leder, Favianna Rodriguez</i> | | <i>Eric Carle, Joseph Redoute, Jan Van Kessel</i> | |

|  | | Boyton Art Overview – Chestnuts | | | | | |
|---|------------------------|---|---------------------|---|---|--|-----------------------|
| | | Autumn 1 Civilisation and Democracy | Autumn 2 Culture | Spring 1 All Around the World | Spring 2 Exploration and Discoveries | Summer 1 Natural Wonder | Summer 2 Community |
| Year A | Area of focus | Drawing and sketchbooks | | Paint, Colour, Collage | | Working in Three Dimensions | |
| | Unit | Gestural Drawing with Charcoal  | | Exploring Pattern  | | Telling stories through drawings and making  | |
| | | Making loose, gestural drawings with charcoal, and exploring drama and performance. | | Exploring how we can use colour, line and shape to create patterns, including repeating patterns.(link to Ancient Greeks) | | Explore how artists are inspired by other art forms – in this case how we make sculpture inspired by literature and film. | |
| | <i>Artists studied</i> | <i>Heather Hansen, Laura McKendry, Edgar Degas</i> | | <i>Rachel Parker, Shaheen Ahmed, Andy Gilmore, Louise Despont</i> | | <i>Rosie Hurley, Inbal Leitner, Roald Dahl, Quentin Blake</i> | |
| Year B | Area of focus | Paint, Surface Texture | | Paint, Colour, Collage | | Collaboration and Community | |
| | | Exploring Identity  | | Making Monotypes  | | Using natural materials to make images  | |
| | | Discover how artists use layers and juxtaposition to create artwork which | | Explore how artists use the monotype process to make imagery. Combine the monotype process with | | Using natural pigments and dyes from the local environment to make art. | |

| | | | | | | | |
|--------|-----------------|--|--|---|--|--|--|
| | | explores identity. Make your own layered portrait. | | painting and collage to make visual poetry zines | | Exploring Cyanotype and Anthotype | |
| | Artists studied | <i>Njideka Akunyili Crosby, Yinka Shonibare, Thandiwe Muriu, Mike Barrett</i> | | <i>Kevork Mourad</i> | | <i>Frances Hatch, Anna Atkins</i> | |
| Year C | Area of focus | Drawing and sketchbooks | | Working in Three Dimensions | | Paint, surface, texture | |
| | | 2D Drawing to 3D Making  | | Brave Colour  | | Cloth, Thread, Paint  | |
| | | Explore how 2D drawings can be transformed to 3D objects. Work towards a sculptural outcome or a graphic design outcome. | | Exploring the work of installation artists who use light, form and colour to create immersive environments. Creating 2D or 3D models to share our vision of imagined installations with others | | Explore how artists combine media to create work in response to landscape. Use acrylic and thread to make a painted and stitched piece | |
| | Artists studied | <i>Lubaina Himid, Claire Harrup</i> | | <i>Olafur Eliasson, Yinka Ilori, Morag Myerscough, Liz West</i> | | <i>Alice Kettle, Hannah Rae</i> | |
| Year D | Area of focus | Collaboration and community | | Paint, Colour, Collage | | Working in Three Dimensions | |
| | | Mixed Media Land and CityScapes  | | Activism  | | Architecture: Dream Big or Small  | |
| | | Explore how artists use a variety of media to capture spirit of the place. | | Explore how artists use their skills to speak on behalf of communities. Make art about things you care about | | Explore the responsibilities architects have to design us a better world. Make your own architectural model | |
| | Artists studied | <i>Vanessa Gardiner, Shoreditch Sketcher, Kittie Jones</i> | | <i>Luba Lukova, Faith Ringgold, Shepard Fairey</i> | | <i>Shoreditch Sketcher, Various Architects</i> | |

